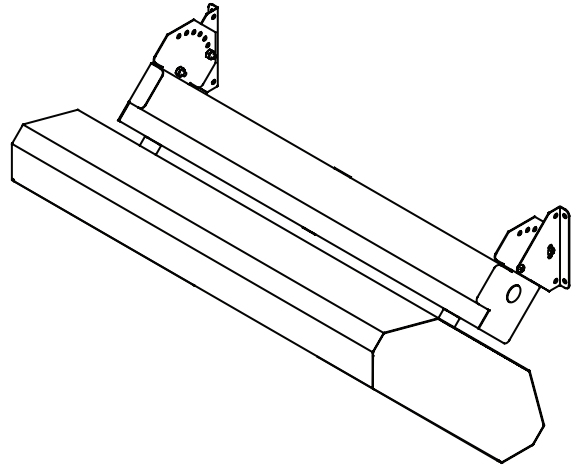
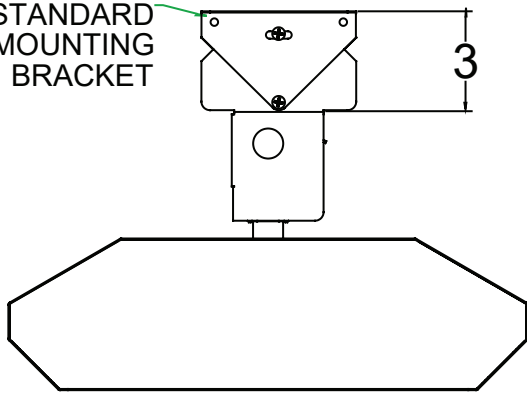


**INSTALLATION INSTRUCTIONS
FOR EXTENDED MOUNTING BRACKETS
FOR MULTI-MOUNT SERIES
222, 223, 342, 343, 462 AND 463**

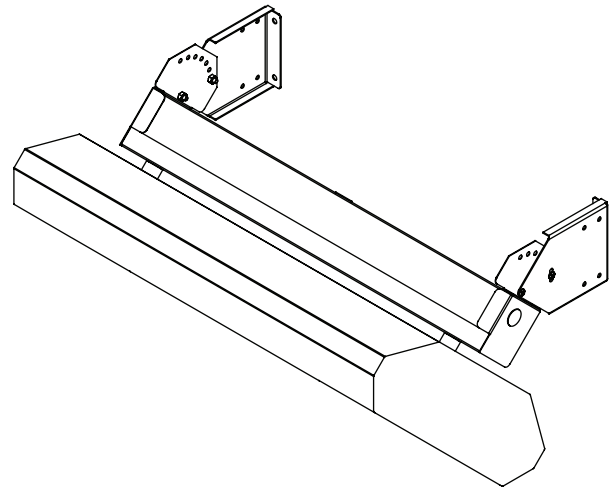
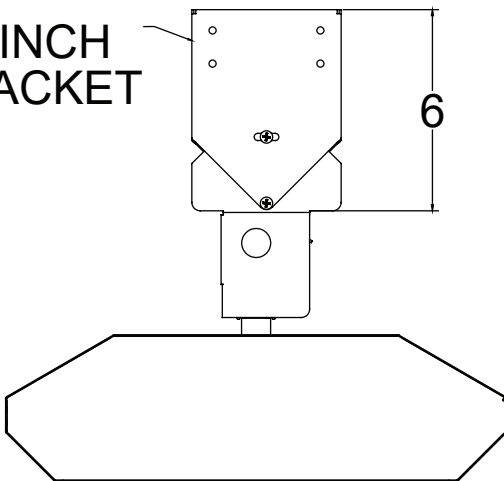
**INSTALLATION
INSTRUCTIONS**

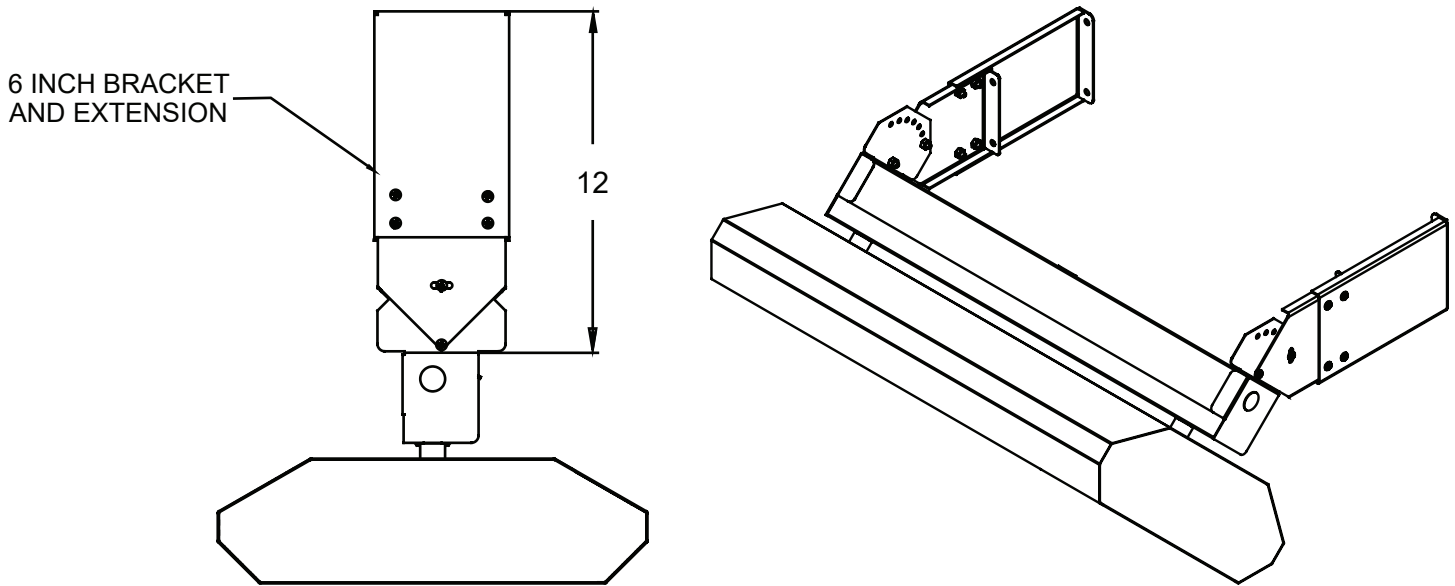


STANDARD
MOUNTING
BRACKET



6 INCH
BRACKET





DESCRIPTION

The extended bracket kit is an accessory that adds versatility to the mounting capability of the Multi-Mount series infrared heaters. The extended brackets provide for additional mounting clearance for ceiling or wall mounting. The bracket kit has a 6 inch bracket that can be used alone or with the extension for 12 inches of clearance. These brackets are optional. The standard 3 inch bracket can be used or any other sufficient means that provides the minimum mounting clearances stated in the manual.

ASSEMBLY

All hardware necessary for mounting the optional brackets to the heater is provided in the kit. The brackets provide for angular rotation up to 45° for direction of radiation. Hardware necessary for mounting to structure is provided by installer. Mounting hardware must be suitable for the surface the heater is mounted to. The surface and hardware must be capable of supporting the total weight of the heater and brackets.