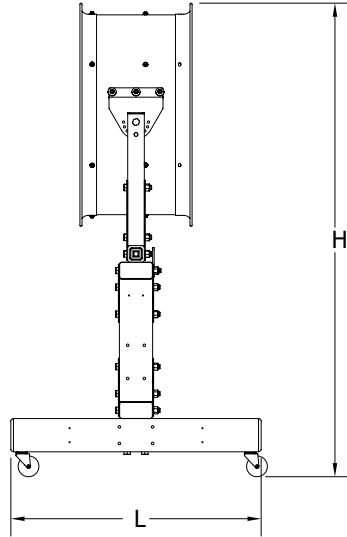
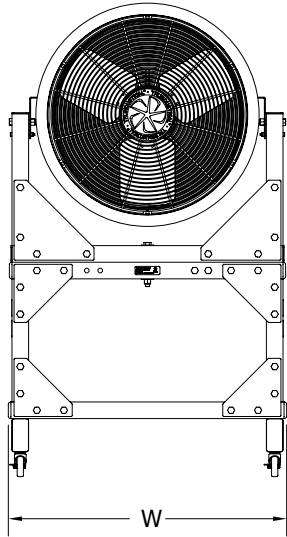




# Industrial Air Circulator Instructions

For All HV-5U and HV-6U Accessory Unassembled Medium/High Floor Stands

READ AND SAVE THESE IMPORTANT INSTRUCTIONS



Model	L	W	H
HV-5-18U	26.63	27.63	51.69
HV-5-24U	30.13	33.50	57.00
HV-5-30U	30.13	39.13	64.63

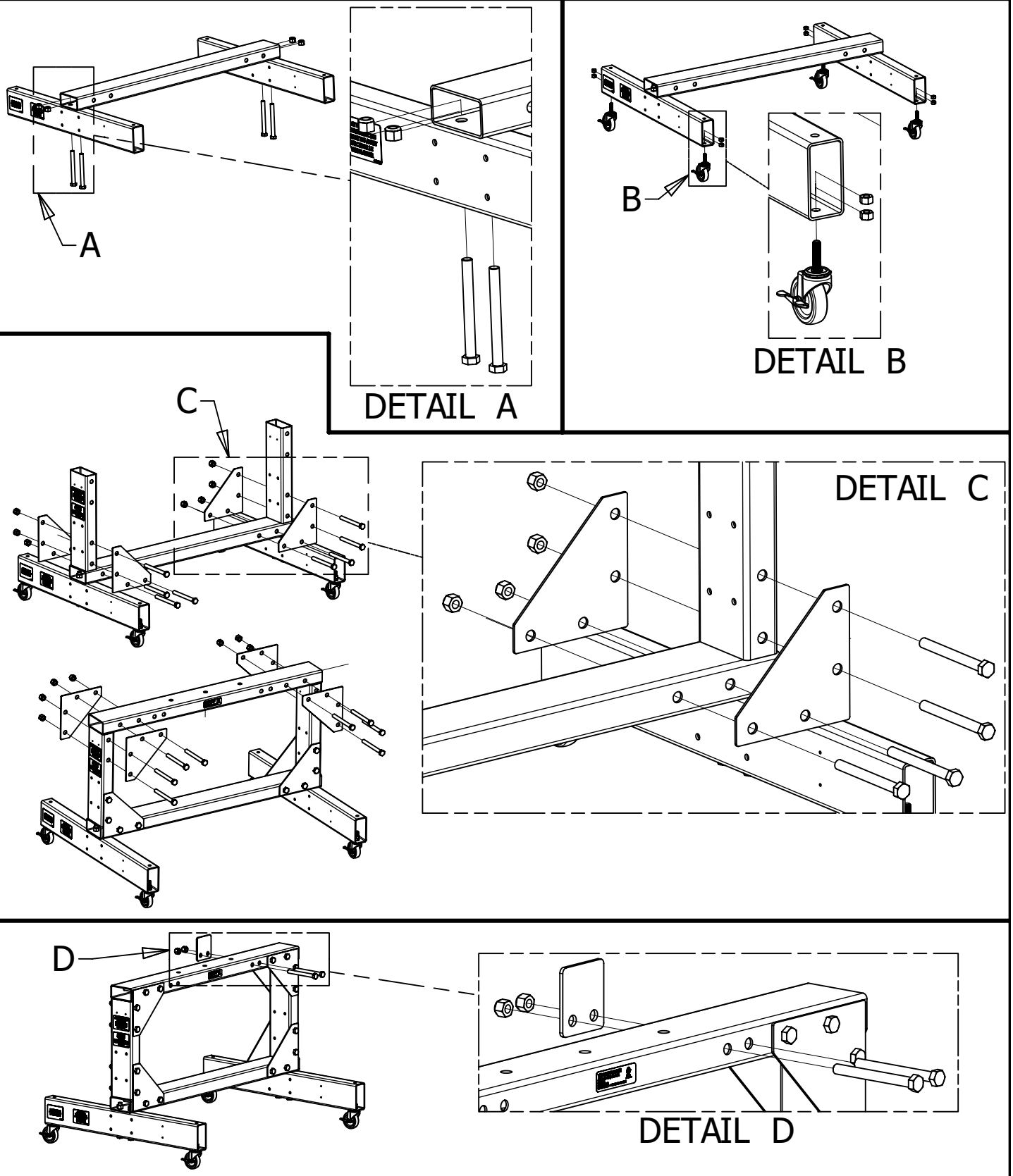
This TPI floor stand assembly is intended for use with TPI High Velocity Fans.

It is important that the following safety precautions be followed when using this product:

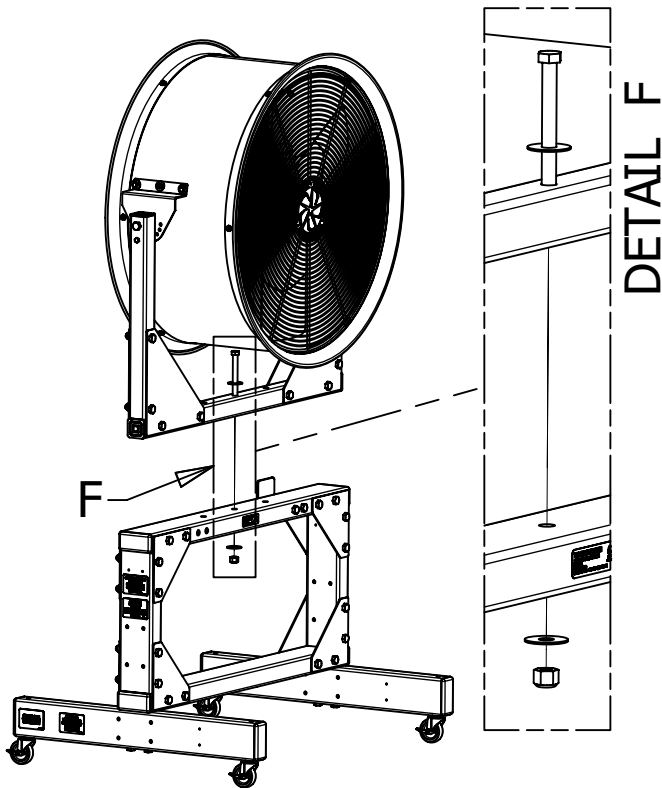
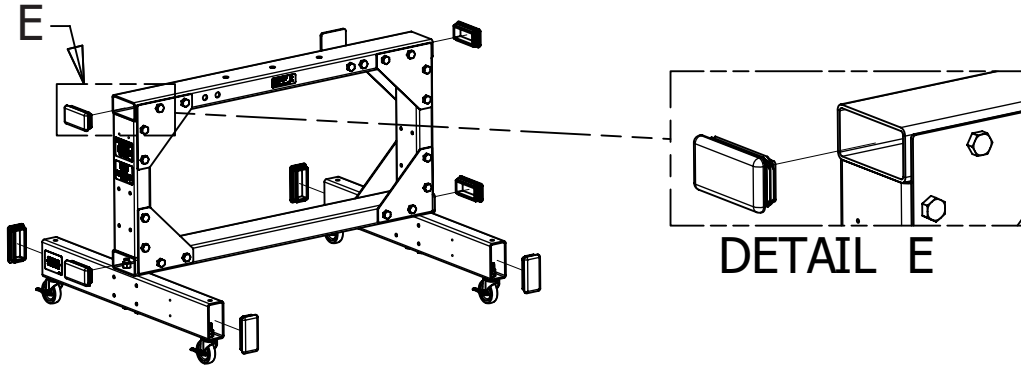
- Use only with TPI High Velocity Fans.
- Match the floor stand size to the fan size. Do not mix different floor stand sizes with different fan sizes.
- Never move while blade is rotating, serious damage may result.
- Do not use on an inclined surface.
- Lock casters in place before operating fan.
- **WARNING:** To reduce the risk of fire, electrical shock, or injury to persons, observe the following:
- Use this unit only in the manner intended by the manufacturer. If you have questions, contact the manufacturer.
- Do not use replacement parts that have not been recommended by the manufacturer (e.g. parts made at home using a 3D printer).
- Installation work and electrical wiring must be done by qualified person(s) in accordance with all applicable codes and standards, including fire-rated construction.
- **CAUTION:** Hearing protection required when operating or working near this machinery.
- **Avertissement:** Pour réduire les risques d'incendie ou de choc électrique, ou de blessures, respectez les consignes suivantes:
- Utiliser cette unité uniquement de la manière prévue par le fabricant. Si vous avez des questions, contactez le fabricant.
- N'utilisez pas de pièces de rechange qui n'ont pas été recommandées par le fabricant.
- lorsque la moyenne de la déconnexion n'est pas bloquée, fixez solidement un avertissement bien en évidence, comme une étiquette sur le panneau de service. Les travaux d'installation et de câblage électrique doivent être effectués par des personnes qualifiées conformément à tous les codes et normes applicables, y compris la construction par incendie.
- **ATTENTION:** Protection auditive obligatoire lors de l'utilisation de cet appareil.

# INSTALLATION INSTRUCTIONS

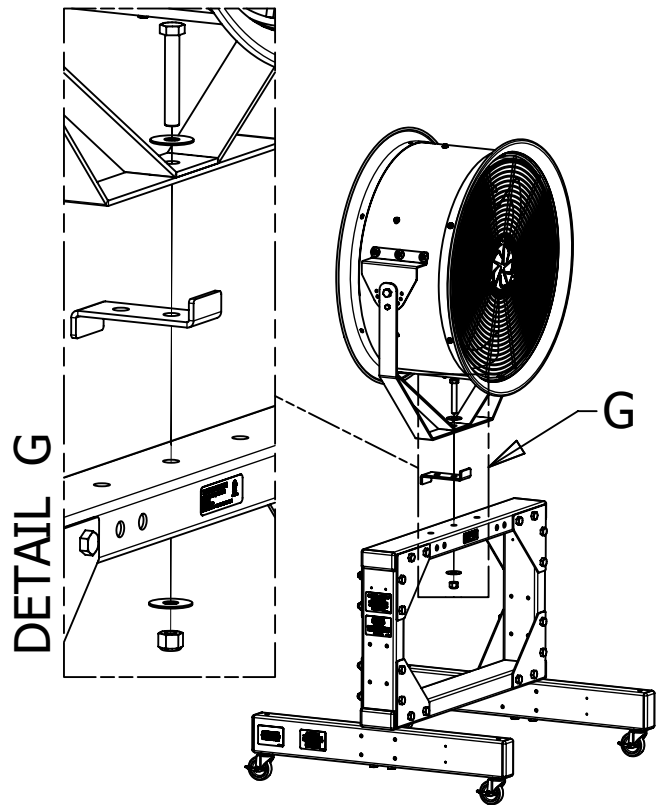
Assemble the stand as shown below.



# INSTALLATION INSTRUCTIONS



For fans with formed steel mounting bracket, use "Z" shaped anti-rotation bracket as shown.



Wire fan following procedures in the fan instructions.

Rotation stop may be moved to adjust range of motion. When wiring fan, check range of motion to make sure fan cannot pull on cord.

Securely tighten all fasteners. Torque 3/8" hardware to 11 ft-lbs and 1/2" hardware to 27 ft-lbs.

For additional information on TPI Products or replacement parts, call TPI Customer Service Department at 1-800-251-0382 or write the address below.

PO. Box 4973 • Johnson City, Tennessee 37602-4973 • 423-477-4131 • FAX 423-477-0683